

1

2

3

4

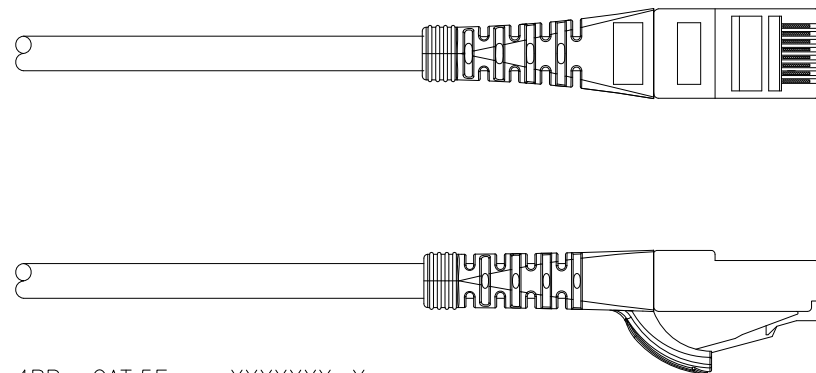
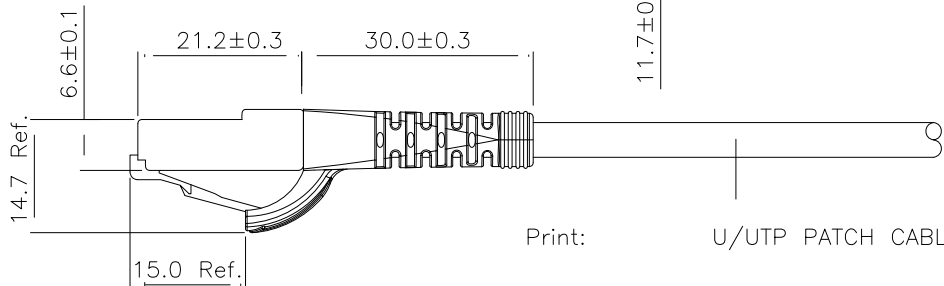
5

6

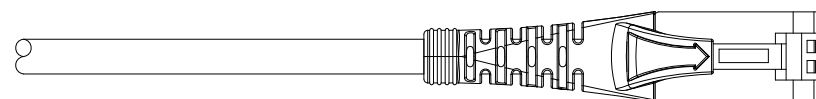
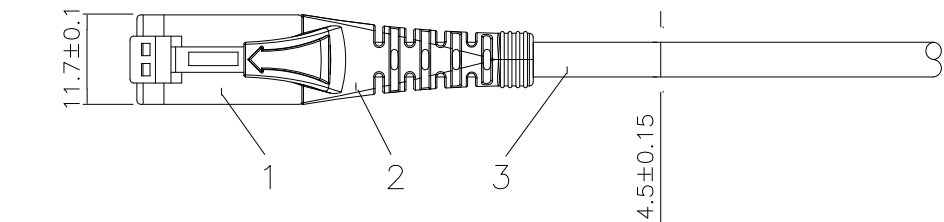
Total length (optional)

PLUG A
PIN.8
PIN.1

PLUG B
PIN.1
PIN.8



Print: U/UTP PATCH CABLE 26AWG 4PR CAT.5E XXXXXXXX-X



Specification :

Material :

1. RJ45 Plug :
 - 1-1. Housing : Polycarbonate, UL 94V-2, Transparent color.
 - 1-2. Contact material : Phosphor Bronze with 50-60 micro-inch Nickel plated.
on surface contact area.
 - 1-3. Contact finished : Min. 3 micro-inch Gold plated.
2. Molding : PVC.
3. Cable :
 - 3-1. Jacket : PVC.
 - 3-2. Conductor : 26 AWG stranded copper.
 - 3-3. Isolation : PE.
4. Cable structure : U/UTP, 4 twisted pair.

- (1) XX : Jacket Color
01=Black(RAL9011), 02=Gray(RAL7035), 03=Red(RAL3031)
05=White(RAL9010), 06=Yellow(RAL1021), 07=Blue(RAL5015)
08=Green(RAL6029), 09=Orange(RAL2003), 10=Purple(RAL4005)
11=Pink(RAL4003)
- (2) X : Wiring
1=T568A, 2=T568B, 3=T568A & T568B combination
- (3) XXX : Length
- (4) Length Unit : 1=cm, 2=meter, 3=feet.
(3)(4) : 0501=0.5meter(50cm), 0012=1meter, 0102=10meter
0033=3feet, 0103=10feet

GENERAL TOLERANCE OF DIMENSIONS X.XXX ±0.005 X.XX ±0.05 X.X ±0.1	DRAWING	15.DEC.2010	XXR	MAXXIM
	CHECK	15.DEC.2010	LSY	
	APPROVAL	15.DEC.2010	VINCENT	
	DATE		NAME	ITEM NO.:
SCALE	1/1 (A4)	UNIT	mm	DES.: C5E U/UTP w/ Protector Patch Cord
DRAWING NO. ACAABXX002XXXX(SA2)		DRAWING CLASSIFICATION		A2
		S	SHEET 1 1	

1

2

0

3

4

10cm

5

6